



Profile A:
1/2" Sanded Eased



Profile B:
1/2" Double Round



Profile C:
1/2" Bull Nose




Profile D:
1" Roman Ogee



Profile E:
1" Reverse Ogee



Profile F:
1" Bull Nose



Profile G:
1" Chamfered



Profile H:
1/2" Chamfered



**Shower
Curb Cap**



**Transition
Threshold**



Contact Information

Siltech® Corporate Headquarters

1881 Trade Center Way
Naples, FL 34109
Phone: 239.593.7988
Fax: 239.593.7983
www.siltech-inc.com

National Sales

Christopher Longo
Phone: 239-593-7988
clongo@siltech-inc.com

North East / Central Florida

benglant@siltech-inc.com
Phone: 863-223-1911

Georgia

Phone: 770-547-5190
pwofford@siltech-inc.com

Operations Manager

Jim Houser
Phone: 239-593-7988
jhouser@siltech-inc.com

Service Department

Phone: 239-593-7988
sberge@siltech-inc.com

Custom Orders

- Drop Shipments
- Shower Curb Caps
- Wall Caps
- Transition Thresholds



CHANGING
THE INDUSTRY
STANDARD™
FOR WINDOWSILL
PRODUCTS

Since 1998, Siltech® has provided a superior product teamed with excellent service and execution, earning a reputation for quality.

1881 Trade Center Way • Naples, FL 34109
Phone: 239.593.7988 • Fax: 239.593.7983

www.siltech-inc.com



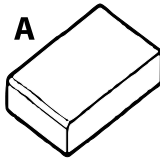
Siltech® Windowsills

Available Edges

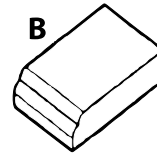
Siltech® offers 100% acrylic, windowsill products to the residential and commercial building industry. We are dedicated exclusively to the distribution and installation of acrylic windowsills.

Siltech® has succeeded in changing industry standards for window openings to acrylic solid surface windowsill products. In addition to establishing the solid surface windowsill, **Siltech®** has added flooring transition thresholds, shower curb caps and wall caps to the list of products offered. Where available, **Siltech®** offers installation services for the complete line of products.

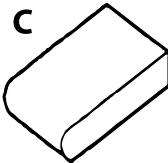
Siltech® solid surface windowsill products are a significant upgrade in both quality and appearance for your clients. **Siltech®** products are both synonymous with durability and elegance and offer an attractive selection of profiles with pricing to accommodate your client's budget.



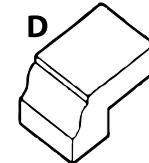
A
1/2"
Sanded Eased



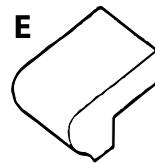
B
1/2"
Double Round



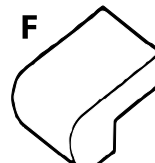
C
1/2"
Bull Nose



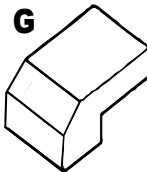
D
1"
Roman Ogee



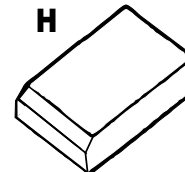
E
1"
Reverse Ogee



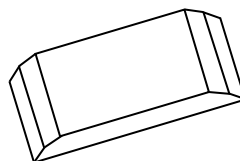
F
1"
Bull Nose



G
1"
Chamfered



H
1/2"
Chamfered



I
Transition Sill

Siltech® Solid Surface Windowsills featuring



Value - Because of its affordability, **Siltech® Solid Surface Windowsills** bring affordable beauty and uniqueness to practically any window or fixed glass opening anywhere while allowing you to stretch your design dollars to other areas.

Renewable - No matter what the scratch, nick or stain **Siltech® Solid Surface Windowsills** can be restored to its original state of beauty by a **Siltech® Certified Professional**.

Versatility - **Siltech® Solid Surface Windowsills** combine beautifully with wood, aluminum, stainless steel, glass and more. Other applications include wall caps, shower curb caps and transition thresholds for flooring.

Non-Porous / Easy to Clean - The non-porous surface will not promote the growth of mold, mildew or bacteria, making **Siltech® Solid Surface Windowsills** easy to clean.

Warranty - To ensure lasting beauty for years to come **Siltech® Solid Surface Windowsills** are backed by the industries only 15-year fully transferable warranty.